


### 1 Preparation



Display warning sign.



Check equipment, especially plug and cable. Report any fault or damage to a supervisor.




Open the lid.



Ensure filters are in place and clean.




Apply vacuum lid and connect the hose to the machine.




Apply tools to the hose.

### 7 Operation



Plug in main cord.



Work with the cable flat on the floor, not taut.


### 9 Maintenance



Coil cable around tidy wiping clean with damp cloth as you do.



Remove filters and tools and rinse them with clean water.



10b



10c



11 Store machine.

