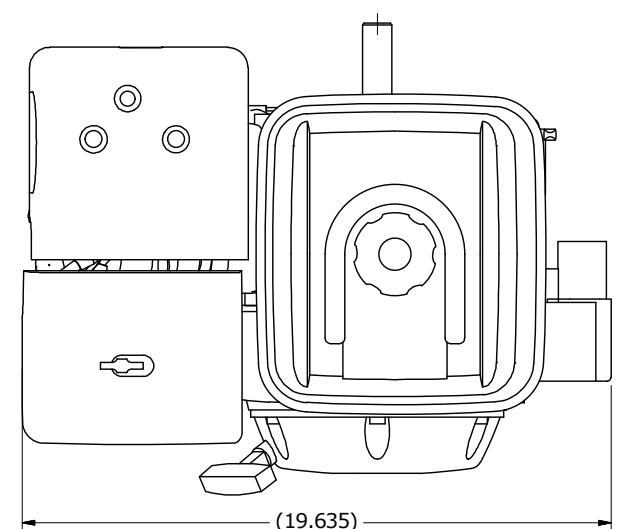
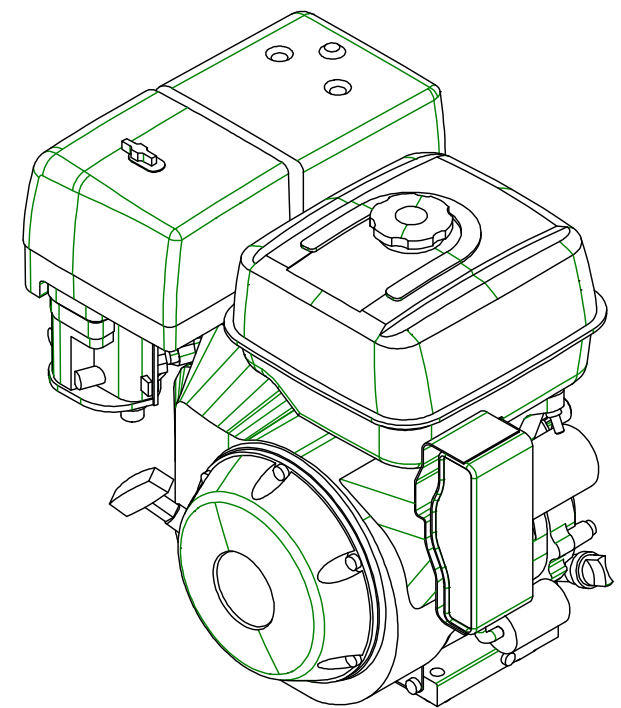
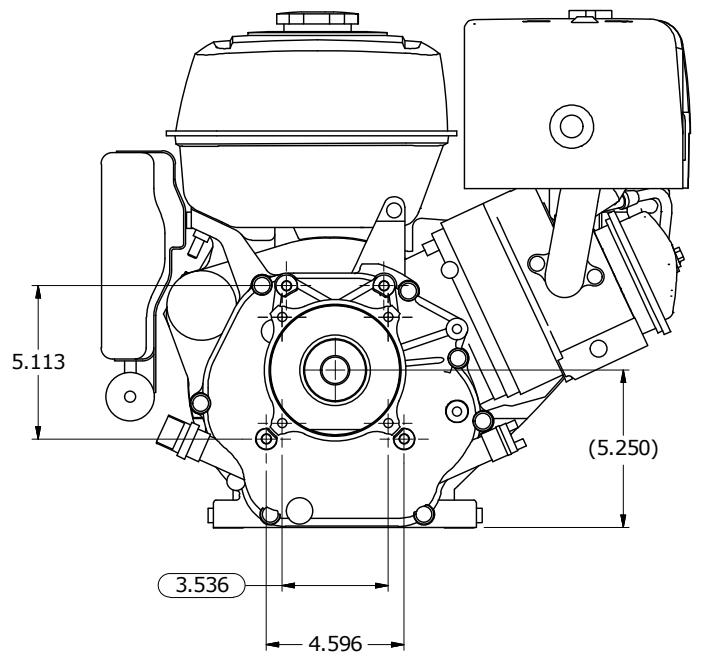


REVISION HISTORY				
REV	DESCRIPTION	ECR	REV BY	DATE
A	RELEASED FOR PRODUCTION	5035448	GVH	09-14-20

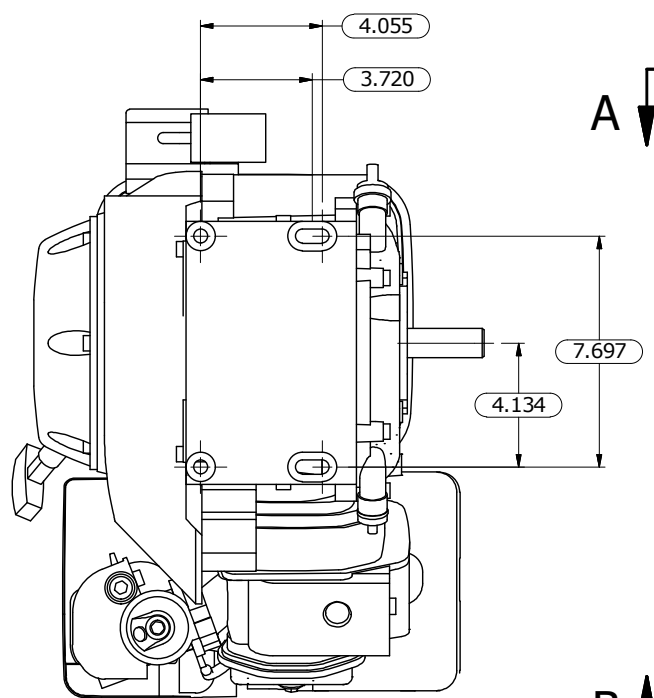


VIEW A-A
SCALE 5/32

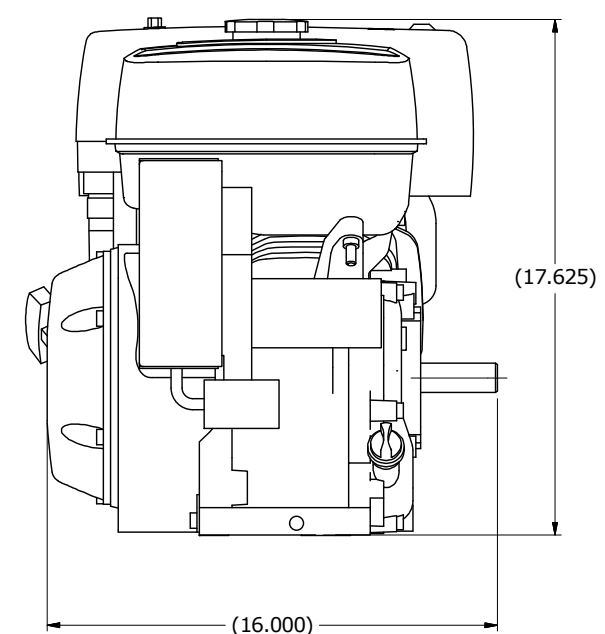
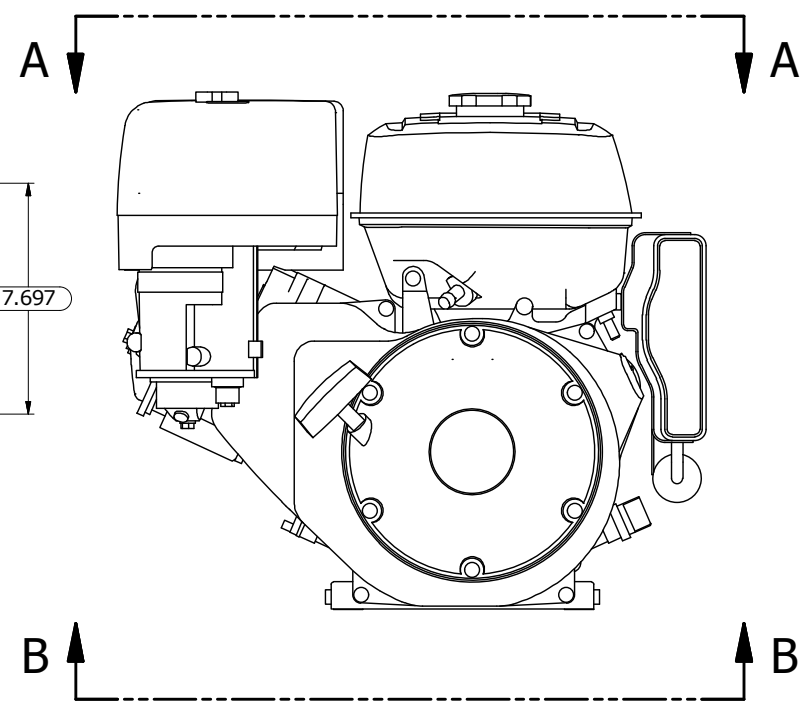


NOTES :

- 8. ENGINES SPECIFICATIONS ON SHEET 2
- 7. HONDA MODEL: GX390UT2XQNR2 R280
- 6. THIS ENGINE DOES NOT COMPLY WITH CARB REGULATIONS FOR 2021
- 5. SPARK PLUG TOOL IS NOT INCLUDED
- 4. IT MUST CONTAIN OWNER 'S MANUAL
- 3. SPECIFICATIONS AND TOLERANCES ARE SUBJECT TO MANUFACTURER CHANGES
- 2. FOR MISSING INFORMATION REFER TO SUPPLIER DRAWING
- 1. VENDOR ITEM CONTROL DRAWING



VIEW B-B
SCALE 5/32



<small>INSPECTION DIMENSION</small> 		<small>PROPRIETARY & CONFIDENTIAL</small> <small>THE INFORMATION CONTAINED IN THIS DRAWING IS FOR THE EXCLUSIVE USE OF THE CUSTOMER. IT IS NOT TO BE REPRODUCED OR TRANSMITTED IN ANY FORM OR BY ANY MEANS, ELECTRONIC OR MECHANICAL, WITHOUT THE WRITTEN PERMISSION OF KARCHER. THE DRAWING IS PROVIDED BY THE COPYRIGHT LAW OF THE UNITED STATES.</small>		
<small>CRITICAL TO QUALITY</small> 				
<small>TOLERANCES: UNLESS OTHERWISE NOTED</small>				<small>DESCRIPTION</small> Engine Honda GX390 E/S 18A 2021 NONCARB
<small>INCH</small> X.XX ± 0.06 X.XXX ± 0.03 X.XXX ± 0.06 (TUBING)	<small>MILLIMETERS</small> X.XX ± 2 X.XXX ± 0.8 X.XXX ± 2 (TUBING)	<small>SIZE</small> B	<small>SCALE</small> NONE	
		<small>DRAWING NUMBER</small> 8.759-122.0	<small>REV</small> A	
<small>DRAWING IS APPROVED BY ELECTRONIC SIGNATURE IN PLM SYSTEM</small>		<small>DWG BY:</small> GVH	<small>DATE</small> 12/14/2020	<small>THIRD ANGLE PROJECTION</small>
			<small>SHEET</small> 1 OF 2	

Q TYPE SHAFT:

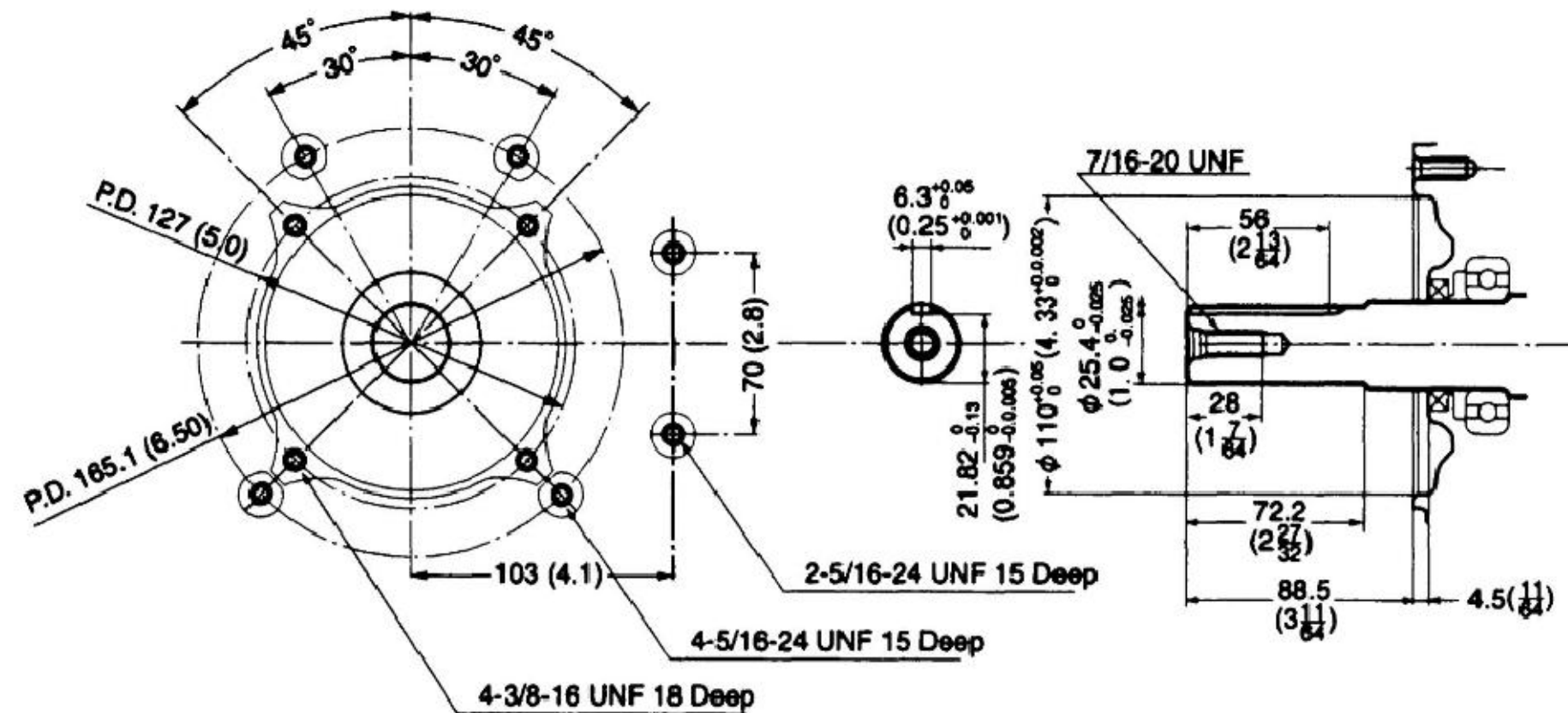
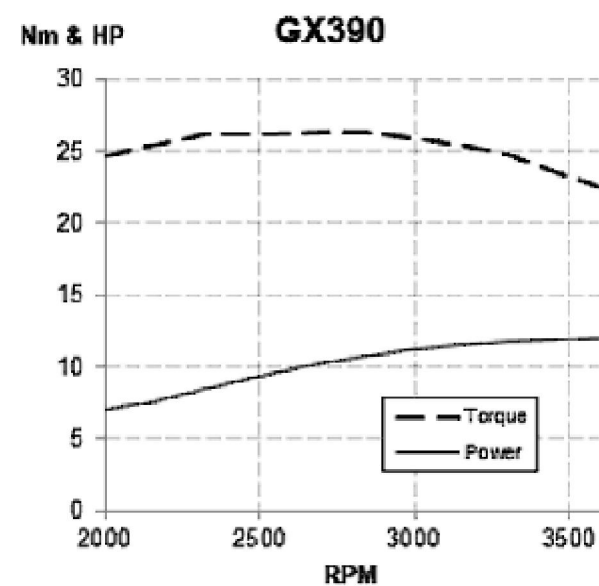


IMAGE FOR REFERENCE ONLY:

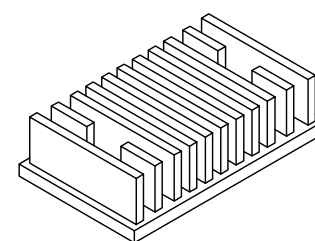


ENGINE INFORMATION:

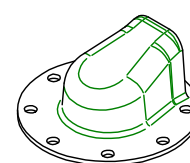


GX390		
RPM	TORQUE (NM)	POWER (HP)
2000	24.7	7.08
2158	25.5	7.55
2320	26.2	8.43
2500	26.2	9.40
2690	26.3	10.2
2850	26.3	10.8
3000	25.9	11.2
3147	25.4	11.6
3300	24.8	11.8
3460	23.6	12
3600	22.6	12

RECTIFIER & WIRING MUST BE INCLUDED:



EXHAUST DEFLECTOR & SCREWS MUST BE INCLUDED:



SPECIFICATIONS	
COLOR	RED
ENGINE TYPE	AIR-COOLED 4 STROKE OHV
BORE	88 MM
STROKE	64 MM
DISPLACEMENT	389 CC
NET POWER OOUTPUT	11.7 HP (8.7 KW) @ 3600 RPM
NET TORQUE	19.5 LB-FT (26.5NM) @2500RPM
PTO SHAFT ROTATION	COUNTERCLOCKWISE
COMPRESSION RATIO	8.2:1
CARBURATOR	BUTTERFLY FLOAT TYPE
LAMP/CHARGE COIL OPTIONS	25W, 50W / 18A
IGNITION SYSTEM	CDI TYPE MAGNETO IGNITION
STARTING SYSTEM	RECOIL / ELECTRIC
LUBRICATION SYSTEM	SPLASH
GOVERNOR SYSTEM	CENTRIFUGAL MASS TYPE
AIR CLEANER	DUAL ELEMENT
OIL CAPACITY	1.16 USQT (1.1 L)
FUEL TANK CAPACITY	6.4 USQT (6.1 L)
FUEL UNLEADED	86 OCTANE OR HIGHER
DRY WEIGHT	69 LB (31.5 KG)
LENGHT	15.900
WIDTH	19.800
HEIGHT	17.600
SHAFT TYPE	Q-TYPE
MAX WOT ALLOWED	80%

PROPRIETARY & CONFIDENTIAL

THE INFORMATION CONTAINED IN THIS DRAWING IS FOR REPAIR AND MAINTENANCE PURPOSES AND IS NOT TO BE REPRODUCED OR TRANSMITTED IN ANY FORM OR BY ANY MEANS, WITHOUT THE WRITTEN PERMISSION OF THE COMPANY.

KARCHER

TOLERANCES: UNLESS OTHERWISE NOTED

INCH	MILLIMETERS
X.XX ± 0.06	X.XX ± 2
X.XXX ± 0.03	X.XXX ± 0.8
X.XXX ± 0.06 (TUBING)	X.XXX ± 2 (TUBING)

DESCRIPTION: Engine Honda GX390 E/S 18A 2021 NONCARB

SIZE: B SCALE: NONE DRAWING NUMBER: 8.759-122.0 REV: A

DRAWING IS APPROVED BY ELECTRONIC SIGNATURE IN PLM SYSTEM DWG BY: GVH DATE: 12/14/2020 THIRD ANGLE PROJECTION SHEET: 2 OF 2